



# Smartiot Frame Work Forreal-Timeplant Disease Analytics and Soil Nutrient Optimization

G.Loganathan, M.Navaneetha, M.Reshma, A.Shanmugapriya, K.Vijibala

Department of Agricultural Engineering, Muthayammal Engineering College, Namakkal, Tamil Nadu, India

**Publication History:** Received: 25.02.2026; Revised: 20.03.2026; Accepted: 25.03.2026; Published: 28.03.2026.

**ABSTRACT:** Wastewater treatment processes are designed to achieve improvements in the quality of the wastewater. Environmental management, wastes recycling, treatment and disposal, pollution control and prevention and wastewater reuse became the most important issues and in the top of the global warming. Waste water usually can be processed for disposal or recycling by one or more steps.. Oily wastewater pollution is mainly manifested in the following aspects:(1) affecting drinking water and groundwater resources, endangering aquatic resources; (2) endangering human health;(3) atmospheric pollution; (4) affecting crop production; (5) destructing the natural landscape, and even probably because of coalescence of the oil burner safety issues that arise. Given oily wastewater pollution background China provides the maximum allowable emission of oily wastewater concentration of 10 mg/L. The operation the various treatment processes may reduce:Suspended solids (physical particles that can clog rivers or channels as they settle under gravity)

**KEYWORDS:** Smart IoT, Wastewater Treatment, Oily Wastewater, Zeolite Filtration, Soil Nutrient Optimization, Water Quality Analysis, Environmental Monitoring

## I. INTRODUCTION

Primary (mechanical) treatment is designed to remove gross, suspended and floating solids from raw sewage. It includes screening to trap solid objects and sedimentation by gravity to remove suspended solids. This level is sometimes referred to as "mechanical treatment", although chemicals are often used to accelerate the sedimentation process. Primary treatment can reduce the BOD of the incoming wastewater by 20-30% and the total suspended solids by some 50-60%. Primary treatment is usually the first stage of wastewater treatment. Many advanced wastewater treatment plants in industrialized countries have started with primary treatment, and have then added other treatment stages as wastewater load has grown, as the need for treatment has increased, and as resources have become available.

- Secondary (biological) treatment removes the dissolved organic matter that escapes primary treatment. This is achieved by microbes consuming the organic matter as food, and converting it to carbon dioxide, water, and energy for their own growth and reproduction. The biological process is then followed by additional settling tanks ("secondary sedimentation", see photo) to remove more of the suspended solids. About 85% of the suspended solids and BOD can be removed by a well running plant with secondary treatment. Secondary treatment technologies include the basic activated sludge process, the variants of pond and constructed wetland systems, trickling filters and other forms of treatment which use biological activity to break down organic matter

### Waste water treatment

- Tertiary treatment is simply additional treatment beyond secondary! Tertiary treatment can remove more than 99 percent of all the impurities from sewage, producing an effluent of almost drinking-water quality. The related technology can be very expensive, requiring a high level of technical know-how and well trained treatment plant operators, a steady energy supply, and chemicals and specific equipment which may not be readily available. An example of a typical tertiary treatment process is the modification of a conventional secondary treatment plant to remove additional phosphorus and nitrogen

### Sources of Waste Water

- Waste water was used as feed in this study. We are choosing the car wash water for treatment and reduce oil and grease from car wash water due to further treatment process. It was collected from car workshop. The sample then kept in a cold room at temperature of 4°C to avoid further biodegradation. When cars are washed by hand much more fresh water is used than in a washing plant. Because industrial water in a car washing installation can be microbiologically contaminated, both the personnel and the customer must be protected against a possible health endangerment. This is



particularly the case, when the contaminated washing water is sprayed in closed areas. People can inhale aerosols that are formed and this can cause infection with possibly dangerous bacteria

## Effects Of Waste Water

- pH- Affects mucous membrane; bitter taste; corrosion; affects aquatic life
- Total Alkalinity-Low Alkalinity (i.e. high acidity) causes deterioration of plumbing and increases the chance for many heavy metals in water are present in pipes, solder or plumbing fixtures.
- Hardness - Scale in utensils and hot water system, soap scums
- Calcium - Poor lathering and deterioration of the quality of clothes; incrustation in pipes; scale formation

## Sample Collection

- The water sample is collected from car workshop, perambalur. To understand the environmental impacts of industrial effluents irrigation, effluent mixed with water and ground water. The effluent from the car wash water is dark brown in colour and contain oil and grease

## Experimental Setup



FIGURE 1

## Experimental Procedure For Parameters

### pH

The pH is determined by using Ph meter. The instrument must be standardized by using buffer. The platinum electrode of PH meter is immersed in the water sample for 5-10 seconds. The PH of the sample is shown in the display of the water.

### Turbidity

Turbidity is an optical determination of water clarity. The turbidity of the sample is analyzed by using Nephlo turbidity meter. set the Nephelometer to '0' and '100' readings using double distilled water '100' NTU standard. A distilled water is used and set zero by adjusting the switch before the sample is analyzed. The turbidity of the sample is shown in the display of the meter

### Hardness

The total hardness of the sample is determined by titrating hard water with EDTA in the burette. The EBT indicator and standard buffer is added as reagents. Permanent hardness is determined by titrating the boiled water instead of hard water and the same procedure of total hardness is followed. Strength of EDTA is to be prepared with 0.01N

### Chlorid

The chloride ion concentration is found by standardizing  $\text{AgNO}_3$  against standard sodium chloride. The water sample is titrated with silver nitrate in the burette until yellow changes to brick red. Indicator of the titration is potassium chromate.

### Sodium

It is measured with the help of flame photometer. The instrument is standardized with the known concentration of sodium ion (1 to 100 mg/litre). The sample having higher concentration are suitably diluted with distilled water and the dilution factor is applied to the observed values. In the dual channel flame photometer, select the filter for sodium. Set the flame photometer to '0' reading in both channels. Standardize the photometer. verify the '0' reading for the sample.

Then measure the meter reading for the sample in both channel. If the meter reading exceeds '100' for Na/K/both Na and K, dilute the sample and take the reading in that channel in which more than '100' reading was noted.

Introduce control standard and record the meter in both channel.

#### Biochemical oxygen demand (BOD)

- BOD is the amount of dissolved oxygen required for the biochemical decomposition of organic compounds and the oxidation of certain inorganic material (e.g., iron, sulfites). Typically the test for BOD is conducted over a five-day period. Place required volume of distilled water in a bottle and add 1ml each of phosphate buffer, magnesium sulphate, calcium chloride and ferric chloride solutions per liter of water. Prepare dilutions either in graduated cylinder or volumetric flask, mix well with a plunger type mixing rod, siphon mixed dilution into two BOD bottles without any entrapment of air and stopper the bottle. Take aerated distilled water in another two BOD bottles without entrapment of air and stopper the bottle as blank. Determine the initial dissolved oxygen on one of these two bottle for sample as well as blank. Stopper the second bottle of both sample and blank, water seal and incubate for 5 days at 20°C in BOD incubator. After 5 days incubation period, determine of dissolved oxygen.

## II. TREATMENT PROCESS

### Flocculation

- It is process by which the floccules, that are formed after flash mixing of waste water with or chemical coagulants. The mechanical flocculation without addition of chemical coagulant.




FIGURE 2

### Skimming tank

- The skimming tank in which as waste water flows air blown by aerating device through the bottom of the tank. The tank is remove grease material and causes it to rise to the surface and push it to side from where it is removed.



FIGURE 3



Table: SKIMMING RESULT

Removal matter	Efficiency
suspended solid	69.2%.
Oil	81.4%,

Flotation together to the tower separation system oily wastewater treatment, to obtain high oil-water separation efficiency

#### Zeolite process

- The zeolite add into effluent after come out from skimming tank. Zeolite is destabilize the oil from waste water. To add 500mg amount of zeolite powder in the 5 litres of effluent. This method is effective, because sorption process(mesoporous) of waste water treatment. Add zeolite in the effluent to
- start the stirring upto 120 times for effectiveness. The waste water was no any disturb by experiment upto 4 hours. After 4 hour the remain oil content is destabilized .The oil content is floating on waste water and disposed by absorption sheets. The oil removal of water is fed into the next treatment.



FIGURE 4

#### (TREATED BY ZEOLITE FILTRATION)

The final step of our project is filtration process. The filtration process done after treatment of charcoal. The samples were filtered using 0.45µm filter paper.



FIGURE 5

### III. TEST ANALYSIS

#### GENERAL

- This chapter deals about the characteristics of various parameters such a PH, turbidity, alkalinity, electrical conductivity , calcium, BOD, COD, magnesium, sodium, nitrate, and ammonia, phosphate and etc.,



3.2 TEST RESULTS

PH ANALYSIS

Parameter	Before treatment	After treatment
PH	7.01	7

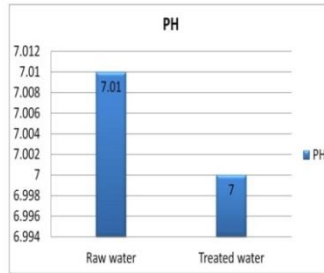


FIGURE 6

PH ALKALINITY as CaCO<sub>3</sub>

Parameter	Before treatment	After treatment
PH Alkalinity	0	0

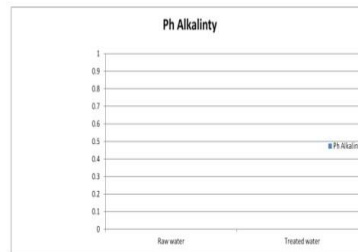


FIGURE 7

TOTAL ALKALINITY as CaCO<sub>3</sub>

Parameter	Before treatment	After treatment
Total Alkalinity	288	300

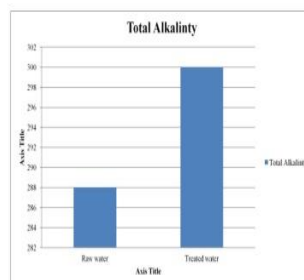


FIGURE 8

TIDYS TEST 4hrs AS O<sub>2</sub>

Parameter	Before treatment	After treatment
TIDYS TEST	324	270

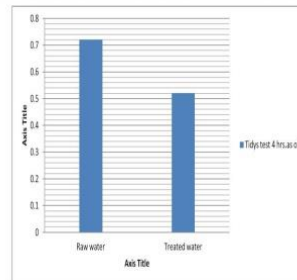


FIGURE 9

FREE AMMONIA

Parameter	Before treatment	After treatment
Free Ammonia	16.54	0

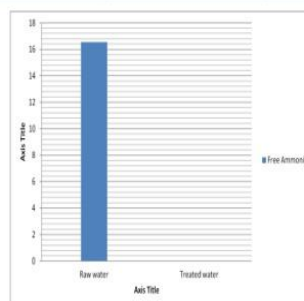


FIGURE 10




FIGURE 11

#### IV. REMEDIAL ACTION

##### INTRODUCTION

• From the analysis, it is found that the water samples contains large amount of sulphate , magnesium , BOD,COD, heavy metals and potassium values. To treated the waste water hence, total solids content, ammonia ,heavy metals, COD,BOD, potassium is significantly to be reduced.

• After the purification process, we purified the car wash water

##### BEFORE WASHING:



##### AFTER WASHING:



FIGURE 13

#### V. CONCLUSION

The development and maintenance of safe water supplies is the availability and use of efficient, inexpensive, and appropriate technology for removing microbial hazards, parasites, and toxicants. This filter was evaluated for its ability to remove parasitic cysts and toxicants as well as bacteria. The chemical content present in the raw water like Aluminum, Zinc, Chloride and oil and grease, Manganese, Fluoride, Iron, and pH etc., and physical properties like Colour, Odour and Turbidity were tested for both Raw water as well as the treated water. The result of the treated water was found out can satisfy the same properties as like the standard water content. So this zeolite can remove the chemicals that are harmful to the human being in a great extent and gives pure water. After that treatment of waste water is reused to domestic oriented of clothes washing.

#### REFERENCES

1. Khairia M. Al-Qahtani(2015)Water purification using different wastefruit cortexes for theremoval of heavy metals ; Princess Nora bint Abdel-Rahman University
2. ZawawiDaud et.al.,(2015) Suspended Solid, Color, COD and Oil andGrease Removal from Biodiesel Wastewater by Coagulation and Flocculation Processes ; University Tun Hussein Onn Malaysia.
3. C.Nagarajan and M.Madheswaran - 'Stability Analysis of Series Parallel Resonant Converter with Fuzzy Logic Controller Using State Space Techniques'- Taylor &Francis, Electric Power Components and Systems, Vol.39 (8), pp.780-793, May 2011. DOI: 10.1080/15325008.2010.541746
4. C.Nagarajan and M.Madheswaran - 'Experimental verification and stability state space analysis of CLL-T Series Parallel Resonant Converter' - Journal of Electrical Engineering, Vol.63 (6), pp.365-372, Dec.2012. DOI: 10.2478/v10187-012-0054-2



5. C.Nagarajan and M.Madheswaran - 'Performance Analysis of LCL-T Resonant Converter with Fuzzy/PID Using State Space Analysis'- Springer, Electrical Engineering, Vol.93 (3), pp.167-178, September 2011. DOI 10.1007/s00202-011-0203-9
6. S.Tamilselvi, R.Prakash, C.Nagarajan, "Solar System Integrated Smart Grid Utilizing Hybrid Coot-Genetic Algorithm Optimized ANN Controller" Iranian Journal Of Science And Technology-Transactions Of Electrical Engineering, DOI10.1007/s40998-025-00917-z,2025
7. S.Tamilselvi, R.Prakash, C.Nagarajan, " Adaptive sliding mode control of multilevel grid-connected inverters using reinforcement learning for enhanced LVRT performance" Electric Power Systems Research 253 (2026) 112428, doi.org/10.1016/j.epr.2025.112428
8. S.Thirunavukkarasu, C. Nagarajan, 2024, "Performance Investigation on OCF and SCF study in BLDC machine using FTANN Controller," Journal of Electrical Engineering And Technology, Volume 20, pages 2675–2688, (2025), doi.org/10.1007/s42835-024-02126-w
9. C. Nagarajan, M.Madheswaran and D.Ramasubramanian- 'Development of DSP based Robust Control Method for General Resonant Converter Topologies using Transfer Function Model'- ActaElectrotechnica et Informatica Journal , Vol.13 (2), pp.18-31, April-June.2013, DOI: 10.2478/aei-2013-0025.
10. C.Nagarajan and M.Madheswaran - 'DSP Based Fuzzy Controller for Series Parallel Resonant converter'- Springer, Frontiers of Electrical and Electronic Engineering, Vol. 7(4), pp. 438-446, Dec.12. DOI 10.1007/s11460-012-0212-0.
11. C.Nagarajan and M.Madheswaran - 'Experimental Study and steady state stability analysis of CLL-T Series Parallel Resonant Converter with Fuzzy controller using State Space Analysis'- Iranian Journal of Electrical & Electronic Engineering, Vol.8 (3), pp.259-267, September 2012.
12. C.Nagarajan and M.Madheswaran, "Analysis and Simulation of LCL Series Resonant Full Bridge Converter Using PWM Technique with Load Independent Operation" has been presented in ICTES'08, a IEEE / IET International Conference organized by M.G.R.University, Chennai. Vol.no.1, pp.190-195, Dec.2007
13. SuganthiMullainathan, Ramesh Natarajan, "An SPSS and CNN modelling based quality assessment using ceramic materials and membrane filtration techniques", RevistaMateria (Rio J.) Vol. 30, 2025, DOI: <https://doi.org/10.1590/1517-7076-RMAT-2024-0721>
14. M Suganthi, N Ramesh, "Treatment of water using natural zeolite as membrane filter", Journal of Environmental Protection and Ecology, Volume 23, Issue 2, pp: 520-530,2022
15. Ziyad Said et.al., (2013)Sem study Oil Adsorption on the Surface ofdried Leaves ; UniversitiTeknologi MARA
16. Mei Han et.al.,(2013) A review of treating oily wastewater ; Chongqinguniversity of Science and Technology
17. Santhoshkumargarg (2009) sewage disposal and air pollution engineering; khanna publishers.
18. Anand, L., Maurya, M., Seetha, J., Nagaraju, D., Ravuri, A., &Vidhya, R. G. (2023, July). An intelligent approach to segment the liver cancer using Machine Learning Method. In 2023 4th international conference on electronics and sustainable communication systems (ICESC) (pp. 1488-1493). IEEE.
19. Rajendran, S., Sundarapandi, A. M. S., Krishnamurthy, A., &Thanarajan, T. (2022). An intelligent face recognition technology for iot-based smart city application using condition-cnn with foraging learning pso model. International Journal of Pattern Recognition and Artificial Intelligence, 36(14), 2256018.
20. Murugeswari, B., &Sujatha, R. (2014). Preservation of Privacy for Multiparty Computation System with Homomorphic Encryption. International Journal of Emerging Technology and Advanced Engineering, 4(3), 530-535.
21. Sugumar, R. (2025). Unified AI Framework for Predictive Data Engineering and Real Time Prescription and Billing Systems. International Journal of Advanced Engineering Science and Information Technology (IJAESIT), 8(5), 17261.
22. Samrat, B., Thomas, P. K., Kumar, S., Benila, A., Bhardwaj, R., &Vigenesh, M. (2024, December). Industrial informatics in optimizing software-defined vehicles for logistics. In 2024 IEEE 2nd International Conference on Innovations in High Speed Communication and Signal Processing (IHCSPP) (pp. 1-9). IEEE.
23. Soundappan, S. J. (2024). AI-driven customer intelligence in enterprise lakehouse systems Sentiment Mining Governance-Aware Analytics and Real-Time Data Synchronization. International Journal of Advanced Engineering Science and Information Technology.
24. Rajasekar, M. (2024). AI-Powered Cyber-Secure Federated Learning on AWS for Next-Generation Digital Banking Analytics. International Journal of Advanced Research in Computer Science & Technology (IJARCST), 7(3).
25. Deivendran, P., Babu, P. S., Malathi, G., Anbazhagan, K., & Kumar, R. S. (2023). Emotion Recognition for Challenged People Facial Appearance in Social using Neural Network. arXiv preprint arXiv:2305.06842.
26. Sugumar, R., &Murugeswari, B. (2016). An Efficient MChord based Authentication for Vehicular Ad-Hoc Networks.



27. Pandey, V. K., Mishra, S., Rengarajan, A., Savita, & Roomi, M. M. (2024, March). Enhancing Weather Forecasting with Machine Learning Techniques. In *International Conference on Renewable Power* (pp. 147-156). Singapore: Springer Nature Singapore.
28. Mathew, A., & Alex, H. (2025). Federated Learning for Secure Genomic Research: Privacy-Preserving AI Solutions for Precision Medicine. *Science and Technology: Developments and Applications* Vol. 9, 36-43.
29. Selvi, G. V., Anbarasan, A. B., Murthy, B. A., & Prabavathy, S. (2023). An Application Oriented Integrated Unequal Clustering Algorithm for Wireless Sensor Network. In *Underwater Vehicle Control and Communication Systems Based on Machine Learning Techniques* (pp. 140-154). CRC Press.
30. Soundappan, S. J. (2025). Next Generation AI Enabled Holistic Cognitive Platform for Secure Cloud Network Intelligence Enterprise Systems and Digital Trust Optimization. *International Journal of Computer Technology and Electronics Communication*, 8(5), 11534-11542.
31. Rajasekar, M. (2024). Real-Time Predictive DevOps Intelligence for Risk-Aware Digital Business Processes in Cloud and SAP Ecosystems. *International Journal of Advanced Research in Computer Science & Technology (IJARCST)*, 7(4), 10713-10718.
32. Jagadeesh, S., & Sugumar, R. (2017). A comparative study on artificial bee colony with modified ABC algorithm. *European Journal of Applied Sciences*, 9(5), 243-248.
33. Murugeswari, B., Sarukesi, K., & Jayakumar, C. (2010, March). An efficient method for knowledge hiding through database extension. In *2010 International Conference on Recent Trends in Information, Telecommunication and Computing* (pp. 342-344). IEEE.
34. Reddy, K. V. V. K., & Vimal, V. R. (2024, July). A novel approach on improved segmentation and classification of remote sensing images using AlexNet compared over linear discriminant analysis with improved accuracy. In *2024 Second International Conference on Advances in Information Technology (ICAIT)* (Vol. 1, pp. 1-6). IEEE.
35. Gowthami, D., & Vigenesh, M. (2024). Distributed and Lightweight Intrusion Detection for IoT: A Lightweight Pyramidal U-Net With Tri-Level Dual Inception-Based Framework. In *The Convergence of Self-Sustaining Systems With AI and IoT* (pp. 154-173). IGI Global Scientific Publishing.
36. Anand, P. V., & Anand, L. (2023, December). An Enhanced Breast Cancer Diagnosis using RESNET50. In *2023 International Conference on Innovative Computing, Intelligent Communication and Smart Electrical Systems (ICSES)* (pp. 1-5). IEEE.
37. Mathew, A. (2022). Leveraging Big Data Analytics to Power AI and ML (Machine Learning) Automation. *Educational Research (IJM CER)*, 4(5), 131-134.
38. Dhinakaran, D. (2022). Joe Prathap P. M, Selvaraj D, Arul Kumar D and Murugeswari B, " Mining Privacy-Preserving Association Rules based on Parallel Processing in Cloud Computing,". *International Journal of Engineering Trends and Technology*, 70(3), 284-294.
39. Poornima, G., & Anand, L. (2024, April). Effective Machine Learning Methods for the Detection of Pulmonary Carcinoma. In *2024 Ninth International Conference on Science Technology Engineering and Mathematics (ICONSTEM)* (pp. 1-7). IEEE.
40. Rengarajan, A., Jayakumar, C., & Sugumar, R. (2012). Optimization Of Recent Attacks Using Internet Protocol. *National Journal of System and Information Technology*, 5(1), 8.
41. Mathew, A., & Romasco, L. (2024). Forensic Investigation of Artificial Intelligence Systems. *Research Updates in Mathematics and Computer Science* Vol. 4, 154-164.
42. Vekariya, V., Kumar, S., & Rengarajan, A. (2024). A distinctive and smart agricultural knowledge-based framework using ontology. In *Sustainability in Digital Transformation Era: Driving Innovative & Growth* (pp. 207-213). CRC Press.
43. Soundappan, S. J. (2020). Big data analytics in healthcare: Applications for pandemic forecasting. *International Journal of Advanced Research in Computer Science & Technology*, 3.
44. Sugumar, R. (2024). AI-Augmented Quality Engineering for Performance Optimization and Test Orchestration in Distributed Systems. *International Journal of Science, Research and Technology*, 7(5), 12835-12846.
45. Soundappan, S. J., & Sugumar, R. (2016). Optimal knowledge extraction technique based on hybridisation of improved artificial bee colony algorithm and cuckoo search algorithm. *International Journal of Business Intelligence and Data Mining*, 11(4), 338-356.
46. Mathew, A. (2025). Ahead of the breach: Predictive threat intelligence in aviation inspired by Scattered Spider attacks. *Multidisciplinary International Journal of Research and Development (MIJRD)*, 4(6), 54-58.
47. Soundappan, S. J. (2021). DataOps: Orchestrating Reliable ML Data Pipelines. *International Journal of Research and Applied Innovations*, 4(4), 5533-5537.
48. Garg, V. K., Soundappan, S. J., & Kaur, E. M. (2020). Enhancement in intrusion detection system for WLAN using genetic algorithms. *South Asian Research Journal of Engineering and Technology*, 2(6), 62-64.



49. Anand, L., Tyagi, R., & Mehta, V. (2024, January). Food recognition using deep learning for recipe and restaurant recommendation. In Proceedings of Eighth International Conference on Information System Design and Intelligent Applications (pp. 269-279). Singapore: Springer Nature Singapore.
50. Kumar, A., & Anand, L. (2025). A Novel EEG-Based Deep Learning Framework for Enhancing Communication in Locked-In Syndrome Using P300 Speller and Attention Mechanisms. *KSII Transactions on Internet and Information Systems (TIIS)*, 19(11), 3841-3855.
51. Soundappan, S. J. (2022). AI-Based Fault Detection and Isolation for Reliability in Modern Power Systems. *International Journal of Research Publications in Engineering, Technology and Management (IRPETM)*, 5(4), 7106-7110.
52. Chandra, S., Rengarajan, A., Sahoo, G. S., & Sharma<sup>4</sup>, S. (2024, October). Identifying Neuronal Damage and Plasticity by Analyzing Changes in Diffusion Tensor. In Proceedings of the 5th International Conference on Data Science, Machine Learning and Applications; Volume 2: ICDSMLA 2023, 15–16 December, Hyderabad, India (Vol. 2, p. 433). Springer Nature.